



 Keeler

Focused on
students



Together, we can see a better future in eye care

Life-changing products and solutions

No matter what stage you are at in your career, finding the essential tools, expertise and support you need to succeed shouldn't be complicated or time-consuming.

In the world of eye care, Keeler sees the bigger picture. We empower students to develop in their own critical roles, learning to drive more successful outcomes in eye screening, diagnosis and treatment.

Never innovating for innovation's sake, everything we do is driven by providing what our customers value most. We find solutions inspired by you.

Global expertise and commitment

We combine a profound, specialist expertise and capability with over a century of industry and customer understanding to design and manufacture products of outstanding quality. Our durable, reliable equipment and instruments are reinforced by a fierce commitment to service excellence.

Our strong global presence means we can respond to the specific needs of different markets, and our experience places us at the very center of the ophthalmology sector. The Keeler name is synonymous with credibility and trust, and we harness this legacy to help shape the future of eye care.

The Keeler student team



Trevor Donley
Account Manager,
Teaching Institutions
Mobile: (484) 787-8770
tdonley@keelerusa.com



Jordan Stern
Assistant Institutional
Account Manager
Mobile: (312) 504-1448
jstern@keelerusa.com



Set your sights on success with Vantage Plus

Train with confidence

A smooth learning curve that leads you directly to the boards: Vantage Plus digital is the only device approved for testing. Nail your exam with a BIO you know inside and out.

Comfort is key

Whether it's with your training partner or a patient, you can count on long-wearing comfort. Practice as long as you like with features that make repeat or sustained exams easy.

Value for the long term

Choose a device you can rely on – highly trusted and durable – and a company that will be with you for life. Keeler is committed to supporting you throughout your career.

Features and benefits

Cushioned comfort: Padded, breathable material is long-wearing and easily washable

Remarkably balanced: Excellent front-to-back weight distribution for stable, extended wear

Lightweight yet durable: Quality aluminum construction is flexible yet sturdy: built to last

Remove the guesswork: Make exam adjustments efficiently and confidently: the Intelligent Optical System automatically changes multiple settings with one simple dial

Patented Intelligent Optical System



Large, fully-dilated pupil: Optics are separated with light source in upper position



Intermediate pupil: Viewing optics and light sources are in a mid-position




Small pupil: Optics and light source are converged to allow retinal viewing through the smallest pupils stereoscopically.





More visible detail

HiMag™ lens boosts your view to give you 1.6X more magnification than with a condensing lens alone, delivering brilliant stereoscopic images.



View when using a 20D lens and the Keeler HiMag lens



View when using a 20D lens



Efficient, high-contrast LED

Over 12,000 doctors clinically approve our technology, which offers over 10,000 hours of continuous use.



Teaching mirror

The teaching mirror allows for two observers to view the retina at the same time.



Extend your training time



Easy on the eyes: The gentler Xenon bulb provided as a spare to the standard LED makes prolonged light exposure for your training partner less harsh – train as long as you like.

Keeping others in sight: Flip-up optics make it easy to see and communicate with your classmates or patients without needing to remove the headband.



Battery life you can count on

Quick-charging, flexible docking: One hour to full charge with a Slimline wireless charger that is desktop or wall mountable. Plus, six hours of on-time per battery with your spare on hand.



3-in-1 carrying case

Soft-shell case: Converts from roller bag to backpack, featuring wheel covers and luggage strap

Extra compartments: For your Volk lens and diagnostic set

Innovation designed for you



Affordable: Fairly-priced range makes Keeler products accessible and offers excellent value



Expertly engineered: Well-designed, precision construction with durable materials you can count on throughout your career



Quality assured: Extensive warranty policy and online support

Working with Keeler



Keeler reliability: The trusted partner of professionals globally for over 100 years



Patented technology: Future-focused, we develop and protect innovation that makes your life easier



Life-long investment: Our focus is you, enabling your achievements as you complete your training and move forward throughout your career



10-year warranty: Not just any manufacturer's warranty, our policy has you covered for 10 years from the time of your graduation. While you're still in school, your equipment has full coverage including accidental damage.



Specialist ophthalmoscope







Specialist direct ophthalmoscope offers exceptional functionality that will help you learn to identify conditions using a wide range of lenses, filters and graticules.

Quick and easy retinal detail

As combined with powerful illumination, our optics and unique head design with the Morton Track Lens system make it easy to navigate every area of the eye. A comprehensive lens range covers wide variation in patients' and users' prescriptions (+44D to -45D), quickly adjustable with the spin dial.

Zero in on what matters

With a choice of diagnostic beams, you are able to adjust the amount and type of light, right where you need it.

-  **Wide angle:** view the largest area of fundus for the best general diagnosis through a dilated pupil
-  **Intermediate:** easier views through undilated pupils and in peripheral exams; also ideal for pediatric patients
-  **Macular:** for diagnosis of the macular region where a larger beam would create excessive pupillary reaction or discomfort
-  **Slit:** used for the assessment of retinal elevations and depressions or anterior chamber depth
-  **Red-free fixation cross:** examine blood vessels and assess eccentric fixation
-  **Cobalt blue:** use with fluorescein dye to examine corneal scars and abrasions

Optimal design

Slim optics maximize comfort and field of view, whilst balanced weight distribution makes handling easy.



Enhanced outcomes with LED illumination

- Battery will last 3x longer than when using a filament bulb at maximum brightness
- Sharp, clear, neutral-coloured light patch provides accurate colour rendering



Professional ophthalmoscope








The Professional direct ophthalmoscope makes routine exams quick and easy. A compact head design allows easy access to controls that reduce movement and keep you closer to your patient.

Versatility and speed

The lens range (from +29D to -30D) allows easy adjustment for viewing all ocular structures, covering a wide range of patient/user prescriptions. A quick-step swing of +/- 20D helps speed up diagnosis.

Diagnostic variety

For enhanced and comprehensive ocular exams, you have seven diagnostic beams to choose from:

-  **Wide angle:** view the largest area of fundus for the best general diagnosis through a dilated pupil
-  **Intermediate:** easier views through undilated pupils and in peripheral exams; also ideal for pediatric patients
-  **Macular:** for diagnosis of the macular region where a larger beam would create excessive pupillary reaction or discomfort
-  **Slit:** used for the assessment of retinal elevations and depressions or anterior chamber depth
-  **Glaucoma:** projects a graticule onto the retina to assess the optic cup/disc ratio as an aid for diagnosing glaucoma
-  **Fixation cross:** projects a graticule onto the retina for assessment of the degree and direction of eccentric fixation
-  **Red free:** for examining blood vessels in fine detail (vessels appear silhouetted against a dark green background) – for the Professional ophthalmoscope, this can be used in conjunction with any of the above beams



Featuring LED illumination

Ergonomic brow rest

Allows for easy positioning and protects lenses if wearing glasses.



Featuring LED illumination

Retinoscope

Easily assess refractive error by measuring focal length to determine how well the eye can focus: a critical skill for your exams.

Powerful performance

Bright LED illumination with a choice of apertures and outstanding battery life

Simplified bimodal design

Single control used for rotation, convergence and divergence of light


Comfort is key

Intuitive, ergonomic design includes soft, interchangeable brow rest



Power when you need it

To ensure you can practise carrying out examinations as much as necessary, we offer a range of rapid charging handles and power supplies.



Smooth, slimline handle

Lightweight, small diameter handles for increased comfort, and a high-quality chrome finish that is easily disinfected.



Mini charger

The mini charger quickly connects to the handle, offering portability and the option to use the device whilst charging.



Double charger

Accommodates two handles, allowing easy access to your devices and helping ensure you're always ready to go.

Both chargers provide:

- Lithium-ion battery allows for up to 180 exams
- Fast charge in two hours
- Battery level indicators

Specialist ophthalmoscope




Professional ophthalmoscope



Authorised Volk lens distributor

As an authorised distributor, we have access to highly attractive student rates.



Handle grips for style and comfort

Choose up to two colors: black, pink, green or blue.

Choose your ophthalmoscope set

	Standard Set	Professional Set	Premier Set
Illumination	LED or bulb		
Ophthalmoscope	Professional or Specialist		
Retinoscope		•	
Transilluminator head		•	
Metal hydride handle		x2	
Stand adaptor		x2	
Black rubber grips		x2	
Near point card set		•	
Mini charger	•	x2	•
Double charger			•

Learn more and order online



 Keeler

Contact us

Phone: +1 (800) 523-5620

Email: customerservice@keelerusa.com

keelerusa.com



A **Halma** company

3222 Phoenixville Pike, Bldg. 50, Malvern, PA 19355